

Cattle Creek Ranching
PO Box 477
Maple Creek SK S0N 1N0

to:

*"There was never a horse
that couldn't be rode,
never a cowboy that
couldn't be throwed"*



DAVID FLUNDRA

Cell: 403-502-4776


Ranch: 306-662-2449

Website: cattlecreekranch.ca

CATTLE CREEK RANCHING

RED ANGUS BULL SALE

March 27th, 2014 at 4:00pm



**60 VIRGIN COMING 2 YEAR OLD
RED ANGUS BULLS**

Video Sale
Come early to view the bulls

CATTLE CREEK RANCHING

Welcome to the Annual CATTLE CREEK RANCHING
“Coming Two Year Old Virgin” Bull Sale
March 27th, 2014 at 4pm

THANK YOU!

To ALL the buyers, neighbours, friends & family who attended our sale in 2013 and previous years – without you – and especially the buyers it would not be possible to continue being in this industry!

As we were looking through some of the old Cattle Creek catalogues we were very pleased to see pictures and names of people that have been purchasing bulls from us for better than 10 years...and it felt good...knowing that you have confidence in us, our cattle and our program...thank you!

We are again offering a tremendous group of “Coming 2’s” – always keeping in mind – structural correctness – longevity – soundness – from cows with maternal qualities.

Our mandate is to buy or AI to the best quality bulls available – breed them into our herd – enabling us to offer to you the finest quality bulls to breed into your herd!

We welcome you to stop by to view the bulls and their dams, whenever possible. Please feel free to contact ourselves, Wayne Cronkhite or Tyler Cronkhite if you have any questions or require further information.

Remember that it is a Video Sale so come early to view the bulls, visit and enjoy the afternoon as the sale does not start till 4pm. Then stay after the sale and join us for Jerry’s famous Prime Rib dinner.



Looking forward
to seeing you
Thursday
March 27th, 2014
at 4:00pm

Ladi & David Flundra
CATTLE CREEK RANCHING LTD.



CATTLE CREEK RANCHING

RED ANGUS BULL SALE

60 Virgin Coming 2 Year Old's

"VIDEO SALE"

No Bulls in Sale Ring - Come Early To View Bulls

MARCH 27, 2014 - 4PM

SALE STAFF

AUCTIONEER:

Bob Balog - 403.320.1980

RINGMAN:

Louie Balog - 403.320.1980

Tyler Cronkhite - 306.630.6846

FIELDMAN/ORDER BUYER

Tyler Cronkhite - 306.630.6846

Wayne Cronkhite - 306.661.8856

VIEWING - Bulls are available for viewing at the ranch

ANYTIME

SCROTAL CIRCUMFERENCES

will be available Sale Day

BVD TESTING

- All Bulls in the Sale will be tested & guaranteed BVD FREE

SEMEN TESTING

- All bulls in the sale will be semen tested prior to Sale Date and are **FULLY GUARANTEED**
- Purchaser will receive copy of semen sheet

ACCOMMODATIONS

Medicine Hat Lodge - 403.529.2222

Holiday Inn (Medicine Hat) 403.501.5151

SALE VETERINARIAN

Randy Hlady

(Maple Creek Vet)

306.662.2724

PAYMENT OPTIONS:

- Payment in full on Sale Day - Cash, Cheque, M/C, Visa, or Financing may be arranged with David
- All bulls returned to Cattle Creek Ranching **MUST** be insured - an insurance agent will be available Sale Day.

INSURANCE

- Western Financial Group
Aaron Fleming
403.526.2885
aaron.fleming@westernfg.ca

CATTLE CREEK RANCH

Ladi & David Flundra
Box 1453, Medicine Hat, AB

T1A 7N4

306.662.2449

Cell: 403.502.4776

Email: cattle.creek@xplornet.com


VISITORS ALWAYS WELCOME!!
Stop by anytime prior to the sale to
view the bulls and their dams

See Catalogue
online in full color at:
www.cattlecreekranch.ca

SATISFACTION GUARANTEED

We hope to see you sale day but if that's not possible or you need help in making your selection please feel free to call and use our **"SIGHT UNSEEN PURCHASE PROGRAM"**

All bids whether by mail or telephone are handled in the strictest confidence by our sale staff.



TYLER CRONKHITE
306.630.6846



WAYNE CRONKHITE
306.661.8856

CATTLE CREEK RANCHING'S

BULL DEVELOPMENT PROGRAM

RAISING & DEVELOPING A CCR BULL

Cows are calved in large open fields and checked morning and evening. At this time calves are weighed and tagged. All calves are vaccinated with "Vista Once" and Visions 8" and cows are vaccinated with "Vista5L5" prior to breeding.

Cattle are then put into breeding fields and remain there until a 60 day breeding season is completed. Then cows with bull calves are sorted and put together until weaning which is mid November. At this time calves are boosted with "Vista Once" & "Vision 8" and given Ivermectin. Bull calves are then sorted and calves not making the selection are cut out as well as any bull with a birth weight in excess of 100lbs. and fed out as steers.

Over winter they are fed long stem hay and up to 6 lbs. of a pellet ration until May when at this time they are put into a large field for the summer.

Prior to going to pasture in the spring, a second sort is made with the remaining bulls going into an isolated field for the summer. Then returning back home where they are fed a pelleted ration of long stem hay until sale time.

ALL BULLS HAVE BEEN SEMEN TESTED AND BVD TESTED TO ENSURE A QUALITY BULL

**IF YOU ARE LOOKING FOR A ONE TON BULL
WE DON'T RAISE THEM!**

**IF YOU WANT A BULL THAT HAS GOOD FEET,
LONGEVITY AND HAS BEEN RAISED SO IT'S**

GENETIC POTENTIAL EXCELS ...then

WE WILL SEE YOU AT THE SALE!

TERMS and CONDITIONS

TERMS – The terms of the sale are cash, cheque, Visa, Master Card payable at par to Cattle Creek Ranching Ltd. on the day of the sale. The right of property shall not pass until settlement is made. All settlements must be made with the clerks of the sale before any cattle will be released.

BIDS - Every animal shown on the video screen or announced by the auctioneer will be sold to the highest bidder. A floor price will apply to each animal consigned.

DISPUTES - In case of disputes, bidding will be reopened between the parties involved. If no further bid is made, the buyer will be the person from whom the auctioneer accepted the last bid. The auctioneer's decision in such matters will be final.

PURCHASER'S RISK – Each animal becomes the risk of the purchaser as soon as sold. Insurance will be available on sale day.

ANNOUNCEMENTS – Errors discovered in the catalogue will be corrected by announcements from the Auction Stand at sale time and such corrections will take precedence over the printed matter in the catalogue.

CERTIFICATE OF REGISTRY – A certificate of registry will be furnished to the buyer of each animal after settlement is made.

BREEDER'S GUARANTEE – All bulls are sold sound and right and come with a responsible breeder's guarantee of satisfaction.

ACCIDENTS – Any person attending the sale does so at their own risk and recognizes that there are inherent dangers. Although every precaution will be taken to protect the safety and comfort of every attendee, neither the sales manager, auctioneer, nor any livestock owner assumes responsibility in this matter and disclaims any liability, legal or otherwise, in the event of an accident or the loss or damage of property.

DELIVERY – Arrangements can be made sale day for free delivery (at the convenience of Cattle Creek Ranching) to central points. Cattle will be cared for until transportation can be arranged. Bulls must be insured if not taken home sale day.

WINTERING PROGRAM – If you don't have the facilities to keep your Cattle Creek Bull year round, we have an excellent wintering program for your needs. Ask David for details

**BUY WITH CONFIDENCE
FROM A PROGRAM THAT HAS BEEN
BREEDING AND RAISING RED ANGUS
FOR 30+ YEARS**



EPD'S EXPLAINED

Just what are EPD's and what do they mean?

The bull is really only the delivery system for the genetics he passes on. Performing this job requires him to be sound, fertile and athletic. However, it is the reliability of their genetic predictions that ultimately bear out their true value to a producer's bottom line.

When evaluating which bull you need it is vitally important to take into consideration what market you seek to participate in. Your market is as much a part of your breeding environment as feed and weather. Target your market and work backwards to find the bulls that will get you there.

Three Step Process:

- 1) Know the market you wish to hit (feeder calves, yearling, replacement females)
- 2) Have a true appraisal of how close your cow herd is to that target
- 3) Identify bulls whose EPD's predict the ability to move your cow herd in the right direction for the traits required to meet your market end point.

Example: Your old herd bull has a Yearling Weight EPD OF +45. You buy a new bull with a YW EPD of +65. This means that the calves raised in the same contemporary group sired by the new bull will have the genetics to weigh an average of 20lbs. more at 365 days than calves sired by the old bull.

Of course this is not a guaranteed result. It is impossible to predict how much performance will change from year to year due to varying environmental conditions (rainfall, temperature, available feed, etc.). However, what we can tell is that the calves will have the genetics to perform.

EPD's are only one of the tools you should use to ensure that you find the best bulls for your needs and long term goals. EPD's do not indicate how many lbs. will be added to your herd's average by using a particular bull. Only the difference between bulls is relevant. EPD's can, and probably will change on a bull as more information is added. In fact, every bull evaluated will get a new set of EPD's the next time the association conducts genetic evaluation. EPD's cannot be compared across breeds.

BW (Birth Weight) - Expressed in pounds. Best estimate of differences in birth weight. Higher EPD's mean higher birth weights

WW (Weaning weight) – Expressed in pounds. Best estimate of overall growth. Higher EPD's mean higher yearling weight

YW (Yearling Weight) – Expressed in pounds. Best estimate of differences in yearling weight.. Higher EPD'S mean higher yearling weight

KEY TO TERMS USED IN CATALOGUE

AOD: Age of Dam

BW: Actual weight at birth

Adj 205: Adjusted 205 Day Weaning Wt.

**BE SURE TO PICK UP THE SUPPLEMENTAL
INFORMATION THAT WILL BE
AVAILABLE ON SALE DAY!!**

2014	BW	WW	YW	Milk	TM
EPD'S	-0.6	+47	+73	+16	+39

NOTE: Cattle Creek Ranch reserves the right to collect semen on any bull sold through this sale. Semen collection will be at Ranch's expense and the buyer's convenience. Any semen collected will be for Cattle Creek Ranch "in-herd" use only.

HERD SIRES



MHZ 176X MARCH 03, 2010 1559016

RED HOWE RIBEYE 176X

RED TER-RON DIGGER 11L

RED BAR-E-L RIBEYE 103R

RED BAR-E-L MARCIE 50N

RED ML CRK CUB 722

RED HOWE MS CRESTON 50R

RED HOWE MS CRESTON 6N

2014	BW	WW	YW	Milk	TM
EPD'S	+0.2	+68	+104	+6	+41

"When we purchased Barry Clements cow herd...Ribeye (RIB) was part of the package....good deal that was....this bull shows great length, thickness and easy fleshing with above average weaning and yearling weights. And great hair coats on all offspring"



WMA 125W MAY 03, 2009 1537388

RED NORTHLINE IGNITION 125W

RED NORTHLINE ROB ROY 122K

RED NORTHLINE REV 341R

RED NORTHLINE GEM 341N

RED JAYDERNE JACOB 14J

RED JAYDERNE NADINE 7N

RED JAYDERNE GOLDIE 49G

2014	BW	WW	YW	Milk	TM
EPD'S	+3.8	+59	+105	+25	+54

"Ignition" was added to the herd via AI with GREAT results! This bull was a 3 time Class Champion in 2011 at the Denver Stock Show. This bull has thickness, depth of rib and length all in one package. Top 2% in milk EPD and top 1% in Total Maternal. Powerful group of bulls from Ignition"

HERD SIRES



WMA 605U APRIL 18, 2008 1462961

RED NORTHLINE FAT TONY 605U

RED GEIS HI HO 180"04

RED SVR GANGSTER 14S

RED DWAJO DUCHESS 75M

RED NORTHLINE ROB ROY 122K

RED NORTHLINE RUBY 0305N

RED NORTHLINE RUBY 305K

2014	BW	WW	YW	Milk	TM
EPD'S	-3.3	+45	+78	+19	+41

"In 2012 we AI'd Fat Tony to our yearling heifers. I chose this bull for his depth and muscle expression which he certainly passes on to his sons! Unfortunately we sold a package of bred heifers in 2012, that were bred to Fat Tony (cash flow) and therefore only ended up with a few calves for this sale...we will definitely be using him again in our AI program...also a Denver Champion in 2012.



EU 79X MARCH 18, 2010 1580581

RED T-K IGNITION 79X

RED SSS ARSENAL 271S

RED SSS ARSON 6U

RED SSS GOLD EDGE 561K

RED BUF CRK HOB0 1961

RED BWB LANA 32N

RED BWB LANA 40'01 OF HEAVEN

2014	BW	WW	YW	Milk	TM
EPD'S	-2.6	+50	+77	+17	+42

"The dams of these bulls came bred to 79x with the purchase of Barry Clement's cow herd. I am impressed with his pedigree and that he has above average numbers which should make his offspring excel into the future"

HERD SIRES



DPF 41U MAY 02, 2008 1491707

RED CATTLE CREEK ELU 42U

RED COCKBURN DUCHESS 34E

RED THAT'LL DO SIESTA 86S

RED MLK CRK CUB 722

RED BLUE SPRUCE LARK

RED CATTLE CREEK SUIJI 690R

SHODEREE FURTUNE 32G

2014	BW	WW	YW	Milk	TM
EPD'S	+4.2	+62	+104	+17	+48

"This is a thick deep bodied bull with tremendous growth and continues to be above average in all EPD'S. He is a cow bull and passes that on to his sons."



VVF 47W JAN. 26, 2009 1516436

RED VIKSE FULLY LOADED 47W

RED HEARTLAND KNIGHT CHARM 11L

RED TER-RON LOADED 540R

RED TER-RON GOLDIE 240L

RED BADLANDS MR BEEF 805

RED EGGEN MR BEEF MISS 45R

RED EGGEN GRAVITY 28J

2014	BW	WW	YW	Milk	TM
EPD'S	+0.0	+56	+89	+6	+34

"47W Loaded (LDD) was used heavily on cows. He has excellent length with a good hind quarter. Loaded has turned out be a balanced herd sire and a great edition to the herd with above average Maternal qualities."

HERD SIRES



DPF 7W APRIL 30, 2009 1532049

RED CATTLE CREEK TIG 7W

RED MLK CRK LAKOTA 152-H0B0

RED CROWFOOT OLE'S OSCAR 2042M

RED PRICE 631

RED LITTLE DE COUNTESS 840E

RED CATTLE CREEK BO 26T

RED RAINBOW MASTER 43M

2014	BW	WW	YW	Milk	TM
EPD'S	-4.5	+38	+60	+23	+42

"TIG is a strong footed bull with a negative birth weight used extensively on heifers. And the females can be retained for use in herd as he also has a well above breed average for milk."



EDAM 59W MARCH 04, 2009 1507057

RED STUART WISEMAN 59W

RED NORSEMAN 1312 PJM

RED SSS N. KING 652T

O C C JOKER 620J

RED BAR-E-L EDEN 26K

RED STUART ROSE 36T

RED BUF CRK BARNEY 3474

2014	BW	WW	YW	Milk	TM
EPD'S	+5.5	+74	+111	+15	+52

STU is a long deep ribbed bull that has excellent growth. If you are looking for heavier weaning weights consider this bull with a +74 weaning and a +111 yearling EPD."

HERD SIRES



DPU 18U MAY 16, 2008 1491644

RED CATTLE CREEK TIM 18U

RED U-2 ANEXA 4G

RED THAT'LL DO STANDARD 48S

RED OARLOCK JADE 6J

RED SHODEREE LASA 265E

RED CATTLE CREEK BO 830S

RED SHODEREE ROBOLBULL 5H

2014	BW	WW	YW	Milk	TM
EPD'S	+0.3	+35	+48	+23	+40

We raised this bull and kept him for our own use. He is long, deep and thick with a good hind quarter and feet. Good milk, easy keeping and a great disposition."



FKR 733T FEB. 12, 2007 1391378

RED FLYING K EXCEL 733T

RED BJR LAKOTA 968-794

RED ASPEN ECLIPSE 27P

RED BJR THOR 551

RED PATRIOT 629

RED FLYING K BEAUTY 8R

RED FLYING K LAKOTA 14N

2014	BW	WW	YW	Milk	TM
EPD'S	-1.4	+54	+95	+7	+34

"733 may not win any beauty contest (despite Beauty in his name) – but if you want powerful females with strong sound udders and excellent feet – DO NOT overlook his son for your breeding program."

TWO YEAR OLDS



3

DPF 3Z MAY 17, 2012 1710717
RED CATTLE CREEK RIBEYE'3Z

RED BAR-E-L RIBEYE 103R

RED HOWE RIBEYE 176X

RED HOWE MS CRESTON 50R

RED CRFA MONOPLY 90F

RED RAFTER C BAR 30R

RED RAFTER C BAR 18N

PERF DATA	AOD	BW	Adj. 205		
	9	88	587		
2014 EPD'S	BW	WW	YW	Milk	TM
	-1.4	+43	+62	+17	+38



4

DPF 4Z APRIL 03, 2012 1710668
RED CATTLE CREEK RIBEYE'4Z

RED BAR-E-L RIBEYE 103R

RED HOWE RIBEYE 176X

RED HOWE MS CRESTON 50R

RED CFRA MONOPLY 90F

RED RAFTER C BAR 15S

RED RAFTER C BAR 41M

PERF DATA	AOD	BW	Adj. 205		
	8	72	569		
2014 EPD'S	BW	WW	YW	Milk	TM
	-2.7	+41	+61	+13	+34



5

DPF 5Z MARCH 28, 2012 1709770
RED CATTLE CREEK IGNITE'5Z

RED SSS ARSON 6U

RED T-K IGNITION 79X

RED BWB LANA 32N

RED T-K INVESTOR 56U

RED RAFTER C BAR 12X

RED RAFTER C BAR 17T

PERF DATA	AOD	BW	Adj. 205		
	4	70	655		
2014 EPD'S	BW	WW	YW	Milk	TM
	-3.1	+47	+75	+16	+40



6

DPF 6Z MAY 18, 2012 1710718
RED CATTLE CREEK RIBEYE'6Z

RED BAR-E-L RIBEYE 103R

RED HOWE RIBEYE 176X

RED HOWE MS CRESTON 50R

RED LAREDO BULL BUILDER 8E

RED LAREDO 8 MISS 41K

RED LAREDO 1 MISS 4G

PERF DATA	AOD	BW	Adj. 205		
	14	100	567		
2014 EPD'S	BW	WW	YW	Milk	TM
	+1.9	+50	+78	+13	+38



7

DPF 7Z MARCH 24, 2012 1712494
RED CATTLE CREEK RIBEYE'7Z

RED BAR-E-L RIBEYE 103R

RED HOWE RIBEYE 176X

RED HOWE MS CRESTON 50R

RED CFRA MONOPLY 90F

RED RAFTER C BAR 18R

RED LAREDO 29 MISS 24K

PERF DATA	AOD	BW	Adj. 205		
	9	87	516		
2014 EPD'S	BW	WW	YW	Milk	TM
	-1.5	+39	+56	+13	+32



8

DPF 8Z APRIL 05, 2012 1709773
RED CATTLE CREEK IGNITE'8Z

RED SSS ARSON 6U

RED T-K IGNITION 79X

RED BWB LANA 32N

RED T-K TROJAN 23S

RED RAFTER C BAR 15X

RED RAFTER C BAR 29R

PERF DATA	AOD	BW	Adj. 205		
	4	83	656		
2014 EPD'S	BW	WW	YW	Milk	TM
	-1.6	+43	+63	+16	+38



10

DPF 10Z APRIL 07, 2012 1709774
RED CATTLE CREEK IGNITE'10Z

RED SSS ARSPM 6U

RED T-K IGNITION 79X

RED BWB LANA 32N

RED T-K TROJAN 23S

RED RAFTER C BAR 6X

RED RAFTER C BAR 15R

PERF DATA	AOD	BW	Adj. 205		
	4	82	554		
2014 EPD'S	BW	WW	YW	Milk	TM
	-1.3	+37	+54	+17	+35



11

DPF 11Z MAY 05, 2012 1710685
RED CATTLE CREEK RIBEYE'11Z

RED BAR-E-L RIBEYE 103R

RED HOWE RIBEYE 176X

RED HOWE MS CRESTON 50R

RED CFRA MONOPLY 90F

RED RAFTER C BAR 34R

RED RAFTER C BAR 2N

PERF DATA	AOD	BW	Adj. 205		
	9	80	593		
2014 EPD'S	BW	WW	YW	Milk	TM
	-1.8	+50	+76	+14	+39



12

DPF 12Z MARCH 29, 2012 1710667
RED CATTLE CREEK IGNITE'12Z

RED SSS ARSON 6U

RED T-K IGNITION 79X

RED BWB LANA 32N

RED CFRA MONOPLY 90F

RED RAFTER C BAR 22R

RED LAREDO 29 MISS 11K

PERF DATA	AOD	BW	Adj. 205		
	9	80	621		
2014 EPD'S	BW	WW	YW	Milk	TM
	-4.2	+37	+55	+20	+38



13

DPF 13Z MARCH 25, 2012 1712493
RED CATTLE CREEK RIBEYE'13Z

RED BAR-E-L RIBEYE 103R

RED HOWE RIBEYE 176X

RED HOWE MS CRESTON 50R

RED RAFTER C BAR 40M

RED RAFTER C BAR 17T

RED RAFTER C BAR 6R

PERF DATA	AOD	BW	Adj. 205		
	7	78	527		
2014 EPD'S	BW	WW	YW	Milk	TM
	-0.3	+48	+76	+11	+35



15

DPF 15Z MAY 05, 2012 1710684
RED CATTLE CREEK RIBEYE'15Z

RED BAR-E-L RIBEYE 103R

RED HOWE RIBEYE 176X

RED HOWE MS CRESTON 50R

RED CFRA MONOPLY 90F

RED RAFTER C BAR 18S

RED LAREDO 8 MISS 50K

PERF DATA	AOD	BW	Adj. 205		
	8	80	635		
2014 EPD'S	BW	WW	YW	Milk	TM
	-1.5	+51	+77	+15	+40



17

DPF 17Z MAY 20, 2012 1710722
RED CATTLE CREEK 41'17Z

RED THAT'LL DO SIESTA 86S

RED CATTLE CREEK ELU 41U

RED CATTLE CREEK SUIJI 690R

RED CATTLE CREEK MR RIGHT 155L

RED CATTLE CREEK MELODY 890S

RED CATTLE CREEK MELODY 426N

PERF DATA	AOD	BW	Adj. 205		
	8	92	613		
2014 EPD'S	BW	WW	YW	Milk	TM
	+3.8	+60	+95	+15	+45



19

DPF 19Z APRIL 10, 2012 1712489
RED CATTLE CREEK RIBEYE 19Z

RED BAR-E-L RIBEYE 103R

RED HOWE RIBEYE 176X

RED HOWE MS CRESTON 50R

RED CFRA MONOPLY 90F

RED RAFTER C BAR 15R

RED LAREDO 8 MISS 31K

PERF DATA	AOD	BW	Adj. 205		
	9	78	574		
2014 EPD'S	BW	WW	YW	Milk	TM
	-2.0	+41	+59	+13	+33



20

DPF 20Z APRIL 16, 2012 1712486
RED CATTLE CREEK IGNITE'20Z

RED SSS ARSON 6U

RED T-K IGNITION 79K

RED BWB LANA 32N

RED T-K TROJAN 23S

RED RAFTER C BAR 30X

RED RAFTER C BAR 34R

PERF DATA	AOD	BW	Adj. 205		
	4	81	625		
2014 EPD'S	BW	WW	YW	Milk	TM
	-2.2	+41	+58	+18	+39



21

DPF 21Z APRIL 02, 2012 1712491
RED CATTLE CREEK RIBEYE'21Z

RED BAR-E-L RIBEYE 103R

RED HOWE RIBEYE 176X

RED HOWE MS CRESTON 50R

RED T-K MASTERMIND 3S

RED RAFTER C BAR 11U

RED RAFTER C BAR 1S

PERF DATA	AOD	BW	Adj. 205		
	6	56	633		
2014 EPD'S	BW	WW	YW	Milk	TM
	-3.6	+53	+83	+15	+41



25

DPF 25Z MAY 08, 2012 1710691
RED CATTLE CREEK RIBEYE'25Z

RED BAR-E-L RIBEYE 103R

RED HOWE RIBEYE 176X

RED HOWE MS CRESTON 50R

RED T-K MASTERMIND 3S

RED RAFTER C BAR 18Y

RED RAFTER C BAR 13S

PERF DATA	AOD	BW	Adj. 205		
	6	80	585		
2014 EPD'S	BW	WW	YW	Milk	TM
	-0.2	+49	+71	+13	+37



27

DPF 27Z MAY 29, 2012 1710733
RED CATTLE CREEK 41'27Z

RED THAT'LL DO SIESTA 86S

RED CATTLE CREEK ELU 41U

RED CATTLE CREEK SUIJI 690R

RED CATTLE CREEK JR 403P

RED CATTLE CREEK RENA 806U

RED CATTLE CREEK RENA 883S

PERF DATA	AOD	BW	Adj. 205		
	6	88	614		
2014 EPD'S	BW	WW	YW	Milk	TM
	+1.0	+50	+78	+18	+42



30

DPF 30Z APRIL 30, 2012 1710673
RED CATTLE CREEK BIG'30Z

RED TER-RON FULLY LOADED 540R

RED VIKSE FULLY LOADED 47W

RED EGGEN MR BEEF MISS 45R

RED RAINBOW MASTER 43M

RED CATTLE CREEK SUIJI 690R

FLUNDRA SUIJI 42K

PERF DATA	AOD	BW	Adj. 205		
	9	100	674		
2014 EPD'S	BW	WW	YW	Milk	TM
	+2.9	+61	+101	+11	+42



31

DPF 31Z

MAY 05, 2012

1710682

RED CATTLE CREEK 41'31Z

RED THAT'LL DO SIESTA 86S

RED CATTLE CREEK ELU 41U

RED CATTLE CREEK SUIJI 690R

RED CATTLE CREEK JR 403P

RED CATTLE CREEK MAXI 804U

RED CATTLE CREEK MAXI 871S

PERF DATA	AOD	BW	Adj. 205		
	6	92	591		
2014 EPD'S	BW	WW	YW	Milk	TM
	+2.8	+54	+86	+16	+44



32

DPF 32Z

MAY 13, 2012

1710704

RED CATTLE CREEK BIG'32Z

RED TER-RON FULLY LOADED 540R

RED VISKE FULLY LOADED 47W

RED EGGEN MR BEEF MISS 45R

RED LAURON DUKE 53J

RED CATTLE CREEK LAN 63T

RED CATTLE CREEK LAN 559P

PERF DATA	AOD	BW	Adj. 205		
	7	92	599		
2014 EPD'S	BW	WW	YW	Milk	TM
	+0.1	+49	+72	+11	+36



33

DPF 33Z

MAY 15, 2012

1710710

RED CATTLE CREEK BIG'33Z

RED TER-RON FULLY LOADED 540R

RED VIKSE FULLY LOADED 47W

RED EGGEN MR BEEF MISS 45R

RED V E E BEN 47L

RED CATTLE CREEK DAWN 843S

RED SHODEREE DAWN 116B

PERF DATA	AOD	BW	Adj. 205		
	8	82	619		
2014 EPD'S	BW	WW	YW	Milk	TM
	-1.9	+39	+59	+15	+35



36

DPF 36Z

MAY 16, 2012

1710716

RED CATTLE CREEK 41'36Z

RED THAT'LL DO SIESTA 86S

RED CATTLE CREEK ELU 41U

RED CATTLE CREEK SUIJI 690R

RED CATTLE CREEK MR RIGHT 155L

RED CATTLE CREEK VOL 859S

RED CATTLE CREEK VOL 470N

PERF DATA	AOD	BW	Adj. 205		
	8	95	649		
2014 EPD'S	BW	WW	YW	Milk	TM
	+3.3	+56	+83	+16	+44



37

DPF 37Z

MAY 16, 2012

1710679

RED CATTLE CREEK BIG'37Z

RED TER-RON FULLY LOADED 540R

RED VIKSE FULLY LOADED 47W

RED EGGEN MR BEEF MISS 45R

RED RAINBOW MASTER 43M

RED CATTLE CREEK BO 672R

RED FLUNDRA LUCY BO 38K

PERF DATA	AOD	BW	Adj. 205		
	9	82	607		
2014 EPD'S	BW	WW	YW	Milk	TM
	-0.9	+49	+76	+16	+41



38

DPF 38Z

MAY 10, 2012

1710697

RED CATTLE CREEK 41'38Z

RED THAT'LL DO SIESTA 86S

RED CATTLE CREEK ELU 41U

RED CATTLE CREEK SUIJI 690R

RED FLYING K PATRICK 34N

RED CATTLE CREEK NETTE 147T

RED ROYAL ANCHOR GARNETTE 38K

PERF DATA	AOD	BW	Adj. 205		
	7	82	629		
2014 EPD'S	BW	WW	YW	Milk	TM
	-0.1	+43	+71	+20	+41



39

DPF 39Z MAY 23, 2012 1710727

RED CATTLE CREEK BIG'39Z

RED TER-RON FULLY LOADED 540R

RED VISKE FULLY LOADED 47W

RED EGGEN MR BEEF MISS 45R

RED BASIN HOBO 79E

RED CATTLE CREEK FAY 13T

RED CATTLE CREEK FAY 633R

PERF DATA	AOD	BW	Adj. 205		
	7	83	574		
2014 EPD'S	BW	WW	YW	Milk	TM
	-2.5	+44	+64	+14	+36



41

DPF 41Z MAY 08, 2012 1712480

RED CATTLE CREEK IGGY'41Z

RED NORTHLINE REV 341R 1334173

RED NORTHLINE IGNITION 125W

RED JAYDERNE NADINE 7N

RED CROWFOOT 5460R

RED KFC 5460 NEBRASKA 8537

RED PR BAR NEBRASKA 57R

PERF DATA	AOD	BW	Adj. 205		
	6	90	613		
2014 EPD'S	BW	WW	YW	Milk	TM
	+1.2	+47	+82	+23	+46



43

DPF 43Z MAY 08, 2012 1710693

RED CATTLE CREEK BIG'43Z

RED TER-RON FULLY LOADED 540R

RED VISKE FULLY LOADED 47W

RED EGGEN MR BEEF MISS 45R

RED ROD JULIEN 396M

RED CATTLE CREEK SRETA 445P

RED SHODEREE SRETA 112G

PERF DATA	AOD	BW	Adj. 205		
	10	84	641		
2014 EPD'S	BW	WW	YW	Milk	TM
	-0.5	+52	+84	+15	+41



44

DPF 44Z MAY 25, 2012 1710732

RED CATTLE CREEK BIG'44Z

RED TER-RON FULLY LOADED 540R
RED VIKSE FULLY LOADED 47W
RED EGGEN MR BEEF MISS 45R

RED FINE LINE GRAND CANYON 43L
RED CATTLE CREEK TORICE 432P
RED SHODEREE TORICE 156J

PERF DATA	AOD	BW	Adj. 205		
	10	75	531		
2012 EPD'S	BW	WW	YW	Milk	TM
	-1.6	+37	+53	+11	+30



45

DPF 45Z MAY 11, 2012 1712481

RED CATTLE CREEK IGGY'45Z

RED NORTHLINE REV 341R
RED NORTHLINE IGNITION 125W
RED JAYDERNE NADINE 7N

RED SOUTHLAND ROCK 199S
RED CATTLE CREEK CEL 853U
RED CATTLE CREEK CECILA 187H

PERF DATA	AOD	BW	Adj. 205		
	6	96	668		
2012 EPD'S	BW	WW	YW	Milk	TM
	+3.3	+67	+116	+21	+54



47

DPF 47Z MAY 25, 2012 1709793

RED CATTLE CREEK TIM'47Z

RED THAT'LL DO STANDARD 48S
RED CATTLE CREEK TIM 18U
RED CATTLE CREEK BO 830S

RED CATTLE CREEK JR 403P
RED CATTLE CREEK EITA 835U
RED CATTLE CREEK EITA 892S

PERF DATA	AOD	BW	Adj. 205		
	6	88	569		
2012 EPD'S	BW	WW	YW	Milk	TM
	-0.4	+38	+55	+20	+39



48

DPF 48Z MAY 13, 2012 1712482
RED CATTLE CREEK IGGY'48Z

RED NORTHLINE REV 341R
RED NORTHLINE IGNITION 125W
RED JAYDERNE NADINE 7N

RED U-2 ICON 660S
RED CATTLE CREEK SPICE 866U
RED CATTLE CREEK SPICE 361N

PERF DATA	AOD	BW	Adj. 205		
	6	96	574		
2014 EPD'S	BW	WW	YW	Milk	TM
	+1.8	+51	+92	+21	+47



49

DPF 49Z MAY 15, 2012 1710709
RED CATTLE CREEK BIG49'Z

RED TER-RON FULLY LOADED 540R
RED VISKE FULLY LOADED 47W
RED EGGEN MR BEEF MISS 45R

RED FINE GRAND CANYON 43L
RED CATTLE CREEK GRAND 874S
RED CATTLE CREEK DYNA 481N

PERF DATA	AOD	BW	Adj. 205		
	8	85	605		
2014 EPD'S	BW	WW	YW	Milk	TM
	-0.7	+47	+72	+13	+36



51

DPF 51Z MAY 06, 2012 1710687
RED CATTLE CREEK BIG'51Z

RED TER-RON FULLY LOADED 540R
RED VIKSE FULLY LOADED 47W
RED EGGEN MR BEEF MISS 45R

RED FLYING K PATRICK 34N
RED CATTLE CREEK HEMI 886S
RED MADCHEN OF EXUMA 22M

PERF DATA	AOD	BW	Adj. 205		
	8	88	567		
2014 EPD'S	BW	WW	YW	Milk	TM
	-2.1	+39	+63	+14	+34



53

DPF 53Z APRIL 26, 2012 1710670
RED CATTLE CREEK BIG'53Z

RED TER-RON FULLY LOADED 540R
RED VIKSE FULLY LOADED 47W
RED EGGEN MR BEEF MISS 45R

RED V E E BEN 47L
RED CATTLE CREEK VIRGINIA 476P
RED SHODEREE VIRGINIA 957D

PERF DATA	AOD	BW	Adj. 205		
	10	72	569		
2014 EPD'S	BW	WW	YW	Milk	TM
	-1.9	+41	+69	+14	+35



54

DPF 54Z MAY 15, 2012 1710707
RED CATTLE CREEK 41'54Z

RED THAT'LL DO SIESTA 86S
RED CATTLE CREEK ELU 41U
RED CATTLE CREEK SUIJI 690R

RED LSF COMBINATION A301M
RED CATTLE CREEK VMA 71T
RED CATTLE CREEK EXUMA 411P

PERF DATA	AOD	BW	Adj. 205		
	7	97	634		
2014 EPD'S	BW	WW	YW	Milk	TM
	+3.2	+65	+107	+12	+45



55

DPF 55Z MAY 09, 2012 1710695
RED CATTLE CREEK BIG'55Z

RED TER-RON FULLY LOADED 540R
RED VIKSE FULLY LOADED 47W
RED EGGEN MR BEEF MISS 45R

RED ROD JULIEN 396M
RED CATTLE CREEK ROSINA 860S
RED CATTLE CREEK ROSINA 187L

PERF DATA	AOD	BW	Adj. 205		
	8	83	646		
2014 EPD'S	BW	WW	YW	Milk	TM
	-0.7	+50	+77	+13	+38



56

DPF 56Z JUNE 02, 2012 1710739

RED CATTLE CREEK 41'56Z

RED THAT'LL DO SIESTA 86S

RED CATTLE CREEK ELU 41U

RED CATTLE CREEK SUIJI 690R

RED CATTLE CREEK JR 403P

RED CATTLE CREEK GWEN 841S

RED GWEN OF EXUMA 43P

PERF DATA	AOD	BW	Adj. 205		
	8	84	533		
2014 EPD'S	BW	WW	YW	Milk	TM
	+0.7	+49	+75	+16	+40



59

DPF 59Z MAY 05, 2012 1709801

RED CATTLE CREEK BIG'59Z

RED TER-RON FULLY LOADED 540R

RED VIKSE FULLY LOADED 47W

RED EGGEN MR BEEF MISS 45R

RED SOUTHLAND EQUALIZER 26R

RED CATTLE CREEK 3K'253W

RED FLUNDRA COCATOG 3K

PERF DATA	AOD	BW	Adj. 205		
	5	88	579		
2014 EPD'S	BW	WW	YW	Milk	TM
	-0.1	+49	+73	+7	+31



60

DPF 60Z MAY 09, 2012 1709782

RED CATTLE CREEK FAT TONY'60Z

RED SVR GANGSTER 14S

RED NORTHLINE FAT TONY 605U

RED NORTHLINE RUBY 0305N

RED ML MAX 820U

RED CATTLE CREEK 805U'260X

RED CATTLE CREEK CREAM 805U

PERF DATA	AOD	BW	Adj. 205		
	4	72	592		
2014 EPD'S	BW	WW	YW	Milk	TM
	-3.7	+38	+59	+21	+40



65

DPF 65Z MAY 12, 2012 1709792
RED CATTLE CREEK RUSS'65Z

RED BRYLOR MASTER PLAN 17M
RED RC MASTER PLAN 2W
RED RC IRASTONE 2T

RED FLYING K EXCEL 733T
RED CATTLE CREEK 38K'238W
RED ROYAL ANCHOR GARNETTE 38K

PERF DATA	AOD	BW	Adj. 205		
	5	86	584		
2014 EPD'S	BW	WW	YW	Milk	TM
	-1.5	+42	+69	+12	+34



67

DPF 67Z MAY 10, 2012 1709783
RED CATTLE CREEK TIG'67

RED CROWFOOT OLE'S OSCAR 2042M
RED CATTLE CREEK TIG 7W
RED CATTLE CREEK BO 26T

RED CATTLE CREEK JR 403P
RED CATTLE CREEK 426N'360X
RED CATTLE CREEK MELODY 426N

PERF DATA	AOD	BW	Adj. 205		
	4	80	592		
2014 EPD'S	BW	WW	YW	Milk	TM
	-0.6	+47	+72	+17	+40



70

DPF 70Z MAY 30, 2012 1709810
RED CATTLE CREEK STU'70Z

RED SSS N.KING 652T
RED STUART WISEMAN 59W
RED STUART ROSE 36T

RED MPV HOUSTON 21T
RED CATTLE CREEK 148H'243W
RED SHODEREE TWINSTAR 148H

PERF DATA	AOD	BW	Adj. 205		
	5	94	684		
2014 EPD'S	BW	WW	YW	Milk	TM
	+5.1	+69	+102	+18	+52



71

DPF 71Z MAY 03, 2012 1709776
RED CATTLE CREEK FAT TONY'71Z

RED SVR GANGSTER 14S
RED NORTHLINE FAT TONY 605U
RED NORTHLINE RUBY 0305N

RED CATTLE CREEK JR 403P
RED CATTLE CREEK 586R'317X
RED CATTLE CREEK ELIE 586R

PERF DATA	AOD	BW	Adj. 205		
	4	79	599		
2014 EPD'S	BW	WW	YW	Milk	TM
	-2.6	+44	+68	+17	+38



73

DPF 73Z JUNE 01, 2012 1709795
RED CATTLE CREEK STU'73Z

RED SSS N.KING 652T
RED STUART WISEMAN 59W
RED STUART ROSE 36T

RED SOUTHLAND EQUALIZER 26R
RED CATTLE CREEK 342N'250W
RED CATTLE CREEK FALEENA 342N

PERF DATA	AOD	BW	Adj. 205		
	5	92	646		
2014 EPD'S	BW	WW	YW	Milk	TM
	+3.6	+65	+90	+15	+48



74

DPF 74Z MAY 10, 2012 1709784
RED CATTLE CREEK TIG'74Z

RED CROWFOOT OLE'S OSCAR 2042M
RED CATTLE CREEK TIG 7W
RED CATTLE CREEK BO 26T

RED MPV HOUSTON 21T
RED CATTLE CREEK 467N'335X
RED CATTLE CREEK TORICE 467N

PERF DATA	AOD	BW	Adj. 205		
	4	85	591		
2014 EPD'S	BW	WW	YW	Milk	TM
	-0.8	+41	+66	+21	+42



76

DPF 76Z MAY 10, 2012 1709785
RED CATTLE CREEK TIG'76Z

RED CROWFOOT OLE'S OSCAR 2042M
RED CATTLE CREEK TIG 7W
RED CATTLE CREEK BO 26T

RED CATTLE CREEK JR 403P
RED CATTLE CREEK 361N'331X
RED CATTLE CREEK SPICE 361N

PERF DATA	AOD	BW	Adj. 205		
	4	72	575		
2014 EPD'S	BW	WW	YW	Milk	TM
	-2.8	+40	+61	+19	+39



77

DPF 77Z MAY 20, 2012 1713410
RED CATTLE CREEK IGGY'77Z

RED NORTHLINE REV 341R
RED NORTHLINE IGNITION 125W
RED JAYDERNE NADINE 7N

RED FLYING K PATRICK 34N
RED CATTLE CREEK MINDY 100T
RED MINDY OF EXUMA 24M

PERF DATA	AOD	BW	Adj. 205		
	7	80	548		
2014 EPD'S	BW	WW	YW	Milk	TM
	+0.6	+41	+72	+25	+45



82

DPF 82Z MAY 5, 2012 1709802
RED CATTLE CREEK BIG'82Z

RED TER-RON FULLY LOADED 540R
RED VIKSE FULLY LOADED 47W
RED EGGEN MR BEEF MISS 45R

RED CATTLE CREEK JR 403P
RED CATTLE CREEK 779R'258W
RED CATTLE CREEK MAXI 779R

PERF DATA	AOD	BW	Adj. 205		
	5	84	599		
2014 EPD'S	BW	WW	YW	Milk	TM
	-0.2	+51	+72	+12	+37



90

DPF 90Z MAY 05, 2012 1709799
RED CATTLE CREEK BIG'90Z

RED TER-RON FULLY LOADED 540R
RED VIKSE FULLY LOADED 47W
RED EGGEN MR BEEF MISS 45R

RED GRAHAM RAMBLER 402P
RED CATTLE CREEK 199L'247W
RED CATTLE CREEK COUNTESS 199L

PERF DATA	AOD	BW	Adj. 205		
	5	88	575		
2014 EPD'S	BW	WW	YW	Milk	TM
	+0.9	+53	+83	+12	+39



104

DPF 104Z MAY 16, 2012 1710713
RED CATTLE CREEK IGGY'104Z

RED NORTHLINE REV 341R
RED NORTHLINE IGNITION 125W
RED JAYDERNE NADINE 7N

RED GRAHAM RAMBLER 402P
RED CATTLE CREEK ETTA 164T
RED SHODEREE ETTA 90J

PERF DATA	AOD	BW	Adj. 205		
	7	96	684		
2014 EPD'S	BW	WW	YW	Milk	TM
	+1.8	+60	+106	+18	+48



105

DPF 105Z MAY 08, 2012 1709798
RED CATTLE CREEK BIG'105Z

RED TER-RON FULLY LOADED 540R
RED VIKSE FULLY LOADED 47W
RED EGGEN MR BEEF MISS 45R

RED GRAHAM RAMBLER 402P
RED CATTLE CREEK MARJ 820U
RED CATTLE CREEK LANDMARK 384N

PERF DATA	AOD	BW	Adj. 205		
	6	78	578		
2014 EPD'S	BW	WW	YW	Milk	TM
	-1.6	+52	+87	+13	+39



107

DPF 107Z JUNE 05, 2012 1710740
RED CATTLE CREEK STU'107Z

RED SSS N. KING 652T
RED STUART WISEMAN 59W
RED STUART ROSE 36T

RED L4 PAYOUT 503K
RED L4 DELIGHT 144N
RED L4 BEAUTY 741L

PERF DATA	AOD	BW	Adj. 205		
	11	90	617		
2014	BW	WW	YW	Milk	TM
EPD'S	+1.9	+64	+103	+16	+48



108

DPF 108Z MAY 15, 2012 1709788
RED CATTLE CREEK 41'108Z

RED THAT'LL DO SIESTA 86S
RED CATTLE CREEK ELU 41U
RED CATTLE CREEK SUIJI 690R

RED GRAHAM RAMBLER 402P
RED CATTLE CREEK BELL 626U
RED CATTLE CREEK REBELLO 339N

PERF DATA	AOD	BW	Adj. 205		
	6	86	611		
2014	BW	WW	YW	Milk	TM
EPD'S	+0.1	+56	+92	+17	+45



111

DPF 111Z MAY 03, 2012 1710677
RED CATTLE CREEK BIG'111Z

RED TER-RON FULLY LOADED 540R
RED VIKSE FULLY LOADED 47W
RED EGGEN MR BEEF MISS 45R

RED HIDDEN K-C MAKE MY DAY 212
RED CATTLE CREEK JESSIE 3S
RED FLUNDRA MAJESTIC 63K

PERF DATA	AOD	BW	Adj. 205		
	8	76	565		
2014	BW	WW	YW	Milk	TM
EPD'S	-2.5	+42	+70	+14	+35



115

DPF 115Z

MAY 18, 2012

1709806

RED CATTLE CREEK STU'115Z

RED SSS N. KING 652T

RED STUART WISEMAN 59W

RED STUART ROSE 36T

RED SOUTHLAND EQUALIZER 26R

RED CATTLE CREEK ANN 849U

RED CATTLE CREEK GRAND 874S

PERF DATA	AOD	BW	Adj. 205		
	6	82	554		
2014	BW	WW	YW	Milk	TM
EPD'S	+1.4	+56	+82	+13	+41



116

DPF 116Z

MAY 12, 2012

1710703

RED CATTLE CREEK 733'116Z

RED ASPEN ECLIPSE 27P

RED FLYING K EXCEL 733T

RED FLYING K BEAUTY 8R

RED SHODEREE HI HO 286H

RED LIGHT OF EXUMA 106L

RED SHODEREE EXUMA MISS 238J

PERF DATA	AOD	BW	Adj. 205		
	13	94	540		
2012	BW	WW	YW	Milk	TM
EPD'S	+0.1	+14	+70	+21	+45



119

DPF 119Z

MAY 07, 2012

1709800

RED CATTLE CREEK BIG'119Z

RED TER-RON FULLY LOADED 540R

RED VIKSE FULLY LOADED 47W

RED EGGEN MR BEEF MISS 45R

RED CATTLE CREEK JR 403P

RED CATTLE CREEK LASA 829U

RED CATTLE CREEK LASA 882U

PERF DATA	AOD	BW	Adj. 205		
	6	96	646		
2014	BW	WW	YW	Milk	TM
EPD'S	+1.2	+65	+100	+12	+44


120

DPF 120Z

MAY 03, 2012

1709811

RED CATTLE CREEK BIG 120Z

RED TER-RON FULLY LOADED 540R

RED VIKSE FULLY LOADED 47W

RED EGGEN MR BEEF MISS 45R

RED THAT'LL DO STANDARD 48S

RED CATTLE CREEK SADIE 819U

RED CATTLE CREEK SADIE 864S

PERF DATA	AOD	BW	Adj. 205		
	6	100	614		
2014	BW	WW	YW	Milk	TM
EPD'S	+1.3	+55	+85	+11	+38


124

DPF 124Z

MAY 09, 2012

1710696

RED CATTLE CREEK 733'124Z

RED ASPEN ECLIPSE 27P

RED FLYING K EXCEL 733T

RED FLYING K BEAUTY 8R

RED SHODEREE RAMBO 320D

RED CATTLE CREEK LANA 217M

RED RV LINCOLN'S TOP LADY 48B

PERF DATA	AOD	BW	Adj. 205		
	12	76	566		
2014	BW	WW	YW	Milk	TM
EPD'S	-3.6	+36	+50	+15	+33


127

DPF 127Z

MAY 12, 2012

1710701

RED CATTLE CREEK BIG'127Z

RED TER-RON FULLY LOADED 540R

RED VIKSE FULLY LOADED 47W

RED EGGEN MR BEEF MISS 45R

RED COLE COYOTE 10M

RED CATTLE CREEK TORI 878S

RED CATTLE CREEK TORICE 467N

PERF DATA	AOD	BW	Adj. 205		
	8	93	597		
2014	BW	WW	YW	Milk	TM
EPD'S	-3.6	+36	+50	+15	+33



129

DPF 129Z MAY 30, 2012 1710736
RED CATTLE CREEK TIM'129Z

RED THAT'LL DO STANDARD 48S
RED CATTLE CREEK TIM 18U
RED CATTLE CREEK BO 830S

RED COLE COYOTE 10M
RED CATTLE CREEK SPICE 410P
RED CATTLE CREEK SPICE 227M

PERF DATA	AOD	BW	Adj. 205		
	10	86	594		
2014 EPD'S	BW	WW	YW	Milk	TM
	-1.2	+33	+41	+23	+39



133

DPF 133Z MAY 18, 2012 1709791
RED CATTLE CREEK 41'133Z

RED THAT'LL DO SIESTA 86S
RED CATTLE CREEK ELU 41U
RED CATTLE CREEK SUIJI 690R

RED GRAHAM RAMBLER 402P
RED CATTLE CREEK COCO 859U
RED CATTLE CREEK COCO 491N

PERF DATA	AOD	BW	Adj. 205		
	6	98	615		
2014 EPD'S	BW	WW	YW	Milk	TM
	+3.0	+57	+95	+16	+44



134

DPF 134Z MAY 23, 2012 1710726
RED CATTLE CREEK BIG'134Z

RED TER-RON FULLY LOADED 540R
RED VIKSE FULLY LOADED 47W
RED EGGEN MR BEEF MISS 45R

RED U-2 ILLICIT 423P
RED CATTLE CREEK INATEX 46T
RED CATTLE CREEK INATEX 434N

PERF DATA	AOD	BW	Adj. 205		
	7	87	561		
2014 EPD'S	BW	WW	YW	Milk	TM
	-0.9	+50	+77	+9	+35



135

DPF 135Z MAY 16, 2012 1710715

RED CATTLE CREEK BIG'135Z

RED TER-RON FULLY LOADED 540R
RED VIKSE FULLY LOADED 47W
RED EGGEN MR BEEF MISS 45R

RED CATTLE CREEK MR RIGHT 155L
RED CATTLE CREEK INATEX 873S
RED CATTLE CREEK INATEX 434N

PERF DATA	AOD	BW	Adj. 205		
	8	96	674		
2014 EPD'S	BW	WW	YW	Milk	TM
	+2.1	+63	+93	+11	+43



140

DPF 140Z MAY 10, 2012 1710699

RED CATTLE CREEK BIG'140Z

RED TER-RON FULLY LOADED 540R
RED VIKSE FULLY LOADED 47W
RED EGGEN MR BEEF MISS 45R

RED TKP BODACIOUS 693
RED PR BAR STAR ET 03P
RED MEADOW CK BRY STAR 51C

PERF DATA	AOD	BW	Adj. 205		
	10	96	605		
2014 EPD'S	BW	WW	YW	Milk	TM
	+1.3	+57	+89	+5	+33



141

DPF 141Z MAY 13, 2012 1710705

RED CATTLE CREEK CREEK 41'141Z

RED THAT'LL DO SIESTA 86S
RED CATTLE CREEK ELU 41U
RED CATTLE CREEK SUIJI 690R

RED SOUTHLAND EQUALIZER 26R
RED CATTLE CREEK BO 26T
RED CATTLE CREEK BO 672R

PERF DATA	AOD	BW	Adj. 205		
	7	87	621		
2014 EPD'S	BW	WW	YW	Milk	TM
	+1.3	+49	+76	+19	+44

144

DPF 144Z

JUNE 16, 2012

1710743

RED CATTLE CREEK STU'144Z

RED SSS N. KING 652T

RED STUART WISEMAN 59W

RED STUART ROSE 36T

RED HIDDEN K-C MAKE MY DAY 212

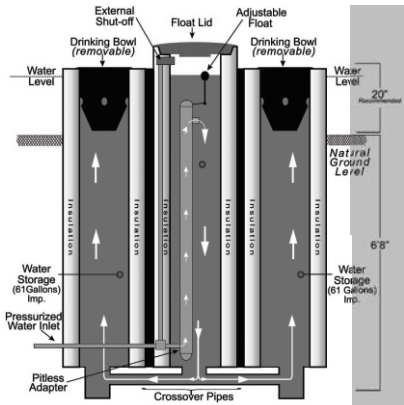
RED CATTLE CREEK DAY 847S

RED L4 DAYLIGHT 160N

PERF DATA	AOD	BW	Adj. 205		
	8	88	568		
2014 EPD'S	BW	WW	YW	Milk	TM
	+2.0	+55	+89	+21	+48



**ENERGY FREE
LIVESTOCK WATERING SYSTEMS
WORKS FOR ALL LIVESTOCK
cattle, elk, bison, sheep and more ...**



The Thermosink system uses tried and true mechanics to insure your livestock always have water when and where they need it.

For more information on THERMOSINK livestock waterers call David or Ladi @ 306.662.2449 or David's cell 403.502.4776
email: cattle.creek@explornet.com
More information is available on our website at www.cattlecreekranch.ca

26 km West of Maple Creek

TOWNSHIP 30 11 28 W3

GPS 49° 55' 47" N 109° 48' 33" W

FROM WEST

16 km due east of Walsh, AB

- Right on Red Lake Road due south

FROM EAST

25.6 km due west of Maple Creek, SK

- Left on Red Lake Road due south

...THEN

3 km due south on Red Lake Road

- Left due east 1 km

